CCL WETROOMS

SECTION 4.1

RIW TILESAFE

PRODUCT
SPECIFICATION
GUIDE

4.1 RIW TILESAFE

PRODUCT DETAIL

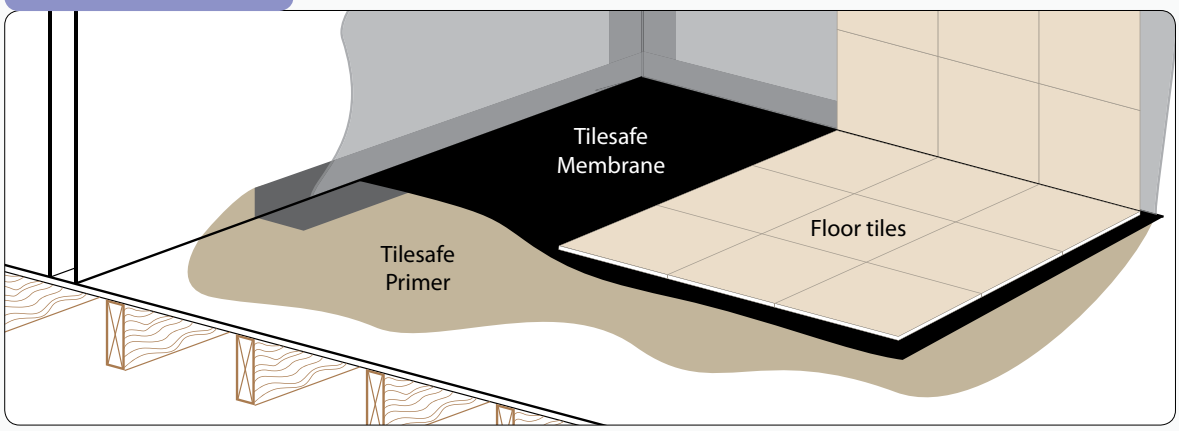

RIW Tilesafe is a self-adhesive waterproof membrane designed for use prior to the application of ceramic tiles and natural stone onto timber and solid floors in wetrooms and other critical areas.

Tilesafe comprises a self-adhesive cold applied waterproof membrane which consists of a thick rubberised waterproof layer incorporating a woven glass fibre mesh on one side.Tilesafe is quick and easy to apply, providing a consistent waterproof layer that is guaranteed not to leak.

Tilesafe will also act as an effective de-coupling membrane by uncoupling the floor tiles and accommodating movement in the substrate.

Tilesafe acts as an acoustic barrier and will improve the sound impact insulation value (ΔLw) of a wet room typical floor assembly by 11dB.

The tests were conducted in accordance with BS EN ISO 140-8 with the results (ΔL) rated in accordance with BS EN ISO 717-2.

KEY FEATURES

- Lifetime guarantee
- Suitable for timber and solid floors
- Self-adhesive - quick and easy to apply
- Ready to tile immediately
- Ideal for fast track construction
- Supplied as a kit
- De-coupling properties
- Acoustic properties
- Factory controlled thickness

KIT CONTENTS

Tilesafe Membrane
A self-adhesive waterproof membrane consisting of a 2mm thick rubberised layer, incorporating a woven glass fibre mesh on one side.
Width 1 Metre.

Tilesafe Reinforcing Tape
A 1mm thick self-adhesive tape for reinforcing all wall and floor junctions, butt joints and other detail work in the membrane.
Width 150mm.

Tilesafe Primer
A quick drying acrylic primer for use prior to the application of Tilesafe membrane and Reinforcing Tape.

Tilesafe Jointing Compound
A high quality polymer based sealant for use at all butt joints, pipe entries, wall and floor junctions.

Tilesafe Putty
A non-setting self-supporting putty for filling small gaps or voids around pipe entries etc.

TILESAFE KIT

PRE-FORMED CORNERS

Tilesafe Pre-Formed Corners
Designed to simplify the installation of Tilesafe.

Manufactured from tough but flexible polyethylene, the corner unit is placed into a corner prior to the installation of Tilesafe Reinforcing Tape at wall/floor junctions.

PRE-FORMED CORNERS



TILESAFE REINFORCING TAPE

Tilesafe Reinforcing Tape
150mm wide self-adhesive waterproofing tape for sealing critical detail such as wall junctions, soap recesses, pipe boxing and other such areas prior to tiling.
Roll length 7.5m.

REINFORCING TAPE

WE'RE HERE TO HELP
☎ 0844 327 6002

4.1 RIW TILESAFE

PRODUCT DETAILS

IMAGE	DESCRIPTION	PRODUCT REF
	5m² Tilesafe kit Kit contains – 5m x 1m roll of Membrane, 10m Reinforcing Tape, 500ml Primer, 310ml Jointing compound, 500g Putty	TSK-5
	10m² Tilesafe kit Kit contains – 10m x 1m roll of Membrane, 15m Reinforcing Tape, 1Ltr Primer, 310ml Jointing compound, 500g Putty	TSK-10
	Pack of 2 pre-formed corners	TSC-2
	7.5m Roll of Reinforcing Tape	TSR-7.5

For wall membrane use RIW FWM. Please refer to section 4.2 for full details.

For timber floors we recommend that the Tilesafe membrane is applied to the entire wetroom floor.

For solid floors we recommend that the Tilesafe membrane is applied to the shower area plus an additional one metre in either direction.

FWM should then be applied to the walls of the shower area and overlapped onto the Tilesafe Reinforcing Tape.

Care should be taken to ensure the temperature is at least 10°C. Conditioning of the membrane in a warm area prior to use will enhance its adhesion properties during application.

IN DETAIL

Tilesafe is a unique, pre-formed flexible self-adhesive waterproof membrane that will accommodate differential movement between building elements, which is the principal weakness in alternative systems.

It is, therefore, ideal for use on modular and 'lively' substrates, such as timber, masonry, concrete, plasterboards, gypsum and existing ceramic or natural stones. Once applied Tilesafe is ready to tile immediately.

Tilesafe is cold applied, consisting of a 2mm thick rubberised waterproof layer, incorporating a woven glass fibre mesh on one side. It has been developed for use prior to the fixing of ceramic tiles and natural stone, applied using a flexible rapid-set tile adhesive, which keys to the mesh. As the adhesive dries it forms a strong permanent bond through the mesh and directly onto the waterproof layer.

Tilesafe will also act as an effective de-coupling membrane, uncoupling the floor tiles from the substrate and assisting in counteracting the tensions that are present from differential movement between the substrate and the tiles.

Similarly, static, dynamic or stress cracks present in the substrate are bridged, therefore reflective cracking through the tile is prevented.

Tilesafe acts as an acoustic barrier and will improve the sound impact insulation value (ΔLw) of a wet room typical floor assembly by 11dB.

Specification M40 – Stone/Concrete/Quarry/Ceramic Tiling/Mosaic.

TILESAFE PERFORMANCE & COMPOSITION

Membrane thickness	2mm
Joint Tape thickness	1mm
Adhesion	2N/mm
Water vapour transmission	0.5g/m² / 24 hours
Tensile strength (ASTM D1000)	12N/mm
Pull off adhesion (ASTM C907)	81N
Sheer adhesion	115N

DE-COUPLING PERFORMANCE

RIW Tilesafe acts as an effective de-coupling or 'anti fracture' membrane up to a gap of 2.25mm[1] by assisting in counteracting the tensions that are present from differential movement between the substrate and the tiles.

[1] Data provided by an independent UKAS accredited testing laboratory. Tilesafe was subjected to product validation testing using a calibrated data logger.

ACOUSTIC PERFORMANCE

Tilesafe acts as an acoustic barrier and will improve the sound impact insulation value (ΔLw) of a wet room typical floor assembly by 11dB. The tests were conducted in accordance with BS EN ISO 140-8 with the results (ΔL) rated in accordance with BS EN ISO 717-2.

The tests were carried-out with a fully installed floor assembly with the 2mm Tilesafe Membrane applied directly to a concrete substrate, with 12mm Travertine Tiles adhered directly to the Tilesafe Membrane.

Full technical data available on request from our technical department.

WE'RE HERE TO HELP
☎ 0844 327 6002

TILESAFE MEMBRANE IN TYPICAL WETROOM CONSTRUCTION

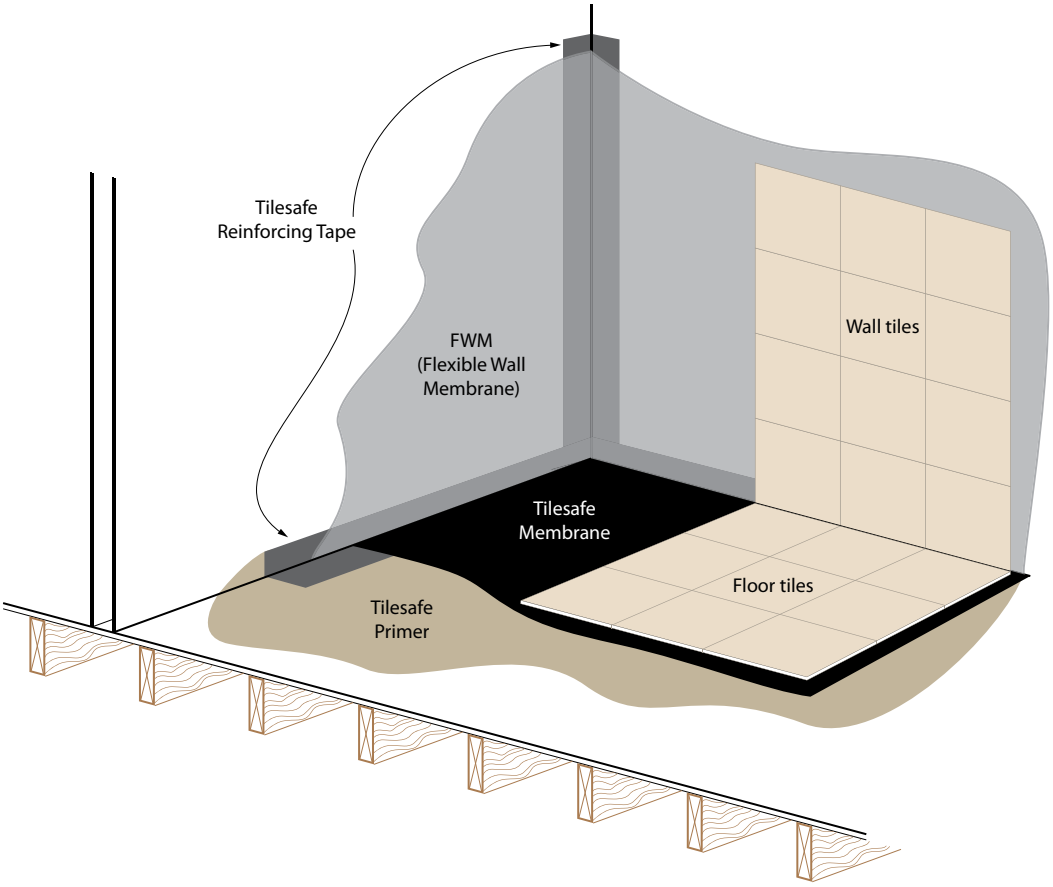

For timber floors we recommend that the Tilesafe membrane is applied to the entire wetroom floor.

For solid floors we recommend that the Tilesafe membrane is applied to the shower area plus an additional one metre in either direction.

FWM should then be applied to the walls of the shower area and overlapped onto the Tilesafe Reinforcing Tape.

TECHNICAL SUPPORT

For technical assistance please contact our experienced technical department who will be happy to assist in the following;

- Project design
- Product specification
- CAD drawings
- Method statements

TECHNICAL SEMINARS

We are able to provide CPD based seminars designed to provide guidance on key wetroom design considerations such as;

- Design and layout
- Drainage
- Waterproofing
- Flow rates

For further information please contact our technical department.

TECHNICAL ADVICE

Our team of technical advisors are able to visit you to provide a professional advisory service and assist with project design and specification.

We are also able to attend site to provide technical support and assistance.

TECHNICAL ENQUIRIES
TEL: 0844 327 6002

Fax: 01256 765100
technical@ccl-wetrooms.co.uk
www.ccl-wetrooms.co.uk

CCL Specialist Supplies Ltd
Lodge Farm
Hook Road
North Warnborough
Hook
RG29 1HA

CCL WETROOMS

INSTALLATION

With over 30 years experience in the waterproofing industry, our involvement in a project from conception to completion ensures that quality is never compromised.

Our services include;

- Design and installation
- 10 Year Insured Installation guarantee
- On-site training

British Structural Waterproofing Association

part of the CCL group

INSTALLATION ENQUIRIES
TEL: 0845 045 6001

Fax: 01256 765100
enquiries@wetroomsuk.co.uk
www.wetroomsuk.co.uk

Wetrooms UK Ltd
Lodge Farm, Hook Road
North Warnborough
Hook
RG29 1HA

WETROOMS UK

PEACE OF MIND GUARANTEED